

ACCE 2024 Reviewer Instructions

Go to www.4spe.org/ACCEReviewers. Click the link that says: "Reviewer Portal" or the blue button that says "Access Reviewer Portal Here."

2024 ACCE CONFERENCE JUDGING PROCEDURES

THE FUTURE OF TRANSPORTATION-MOBILITY AND BEYOND!

34TH ANNUAL
spe AUTOMOTIVE COMPOSITES
CONFERENCE & EXHIBITION
Novi, MI - September 4-6, 2024
Presented by SPE Automotive and Composites Division
WORLD'S LEADING AUTOMOTIVE COMPOSITES FORUM

chbarr762
Log In JOIN NOW
Reset password
Welcome Page
f X @ in v

ACCE CONFERENCE 2024 SUBMISSION REVIEW PROCEDURES

To review an abstract/paper/presentation submission, please read and follow these steps:

- **STEP 1: Login to the REVIEWER PORTAL. IMPORTANT! You will need to login to the Reviewer Portal with:**
 - Your Email Address
 - Event Judging Password: **ACCE24*** (make sure to include the asterisk)
- **STEP 2:** Once logged into the reviewer portal, you will see a list of your paper review assignments. Download papers by clicking the links in your list's "Title" column.
- **STEP 3:** Submit your review by clicking the "Submit Review" button on your list.

Download reviewer instructions here.

ACCESS REVIEWER PORTAL HERE

Questions?
Contact:
Teri Chouinard
intuitgroup@gmail.com

If you have any technical questions about logging into the Judging Portal, email cbarry@4spe.org.

9:03 AM
3/18/2024

Login to the Reviewer Portal with:

- Your Email Address
- Event Judging Password: ACCE24*

The screenshot shows a web browser window with the URL https://www.4spe.org/custom/submissions/judging_portal/judgeLogin.cfm. The page header includes the SPE logo and the text "INSPIRING PLASTICS PROFESSIONALS". The main content area, highlighted by a red circle, contains the following text and form elements:

Welcome to your SPE Submission Review Portal.

Please enter your email address and the submission reviewer password provided to you.
If you need any assistance, please email cbarry@4spe.org.

Email Address

Event Judging Password

The Windows taskbar at the bottom shows the time as 9:06 AM on 3/18/2024.

Review Assignment Page

Once you've logged in, a page will open with your review assignments, including a list of submitted papers.

Links of Note:

- View Category Judges
- Export Data
- Download Judging Info

Program Submissions | [View Category Judges](#) | [Logout](#)

Program Submissions

Your review assignments are listed in the chart below.

- **To Access Submissions:** Click corresponding link under the "Title" column. Submitter's abstract/paper/presentation submission will open in a separate window. On the submission, you will see the submitter's Abstract, Paper Submission and Presentation Submission. Paper and Presentation submissions will include links for downloading.
- **Status:** *ONLY APPLICABLE TO SESSION ORGANIZERS.* Status column will show review status (i.e. "Review Complete"). If status indicates "Submitted," you may submit your review (once you submit your review, status will change to "Review Complete.")
- **Judging Info:** *ONLY APPLICABLE TO SESSION ORGANIZERS.* Review results can be found by clicking links in this column
- **Change Category:** *ONLY APPLICABLE TO SESSION ORGANIZERS.* You may change the submission's category by clicking the "Change Category" button
- **Change Status:** *ONLY APPLICABLE TO SESSION ORGANIZERS.* You may change a submission's status by clicking the "Change Status" button
- **Submit Review:** To submit your review of a submission, click the "Submit Review" button
- **Modify Review:** To modify your review of a submission, click the "Modify Review" button

[Export Data](#)

[Download All Judging Info](#)

Submitter	Submission Date	Title	Category	Status	Judging Info	
Chris Barry	03/18/2024	TEST TITLE	Additive Manufacturing & 3D Printing	Submitted Review Complete Last Status Change: 03/18/2024	✓ 1 of 1 complete	Change Category Change Status Modify Review Send Email Edit Info

10:19 AM
3/18/2024

Review Assignment Page

NOTE: Until you have assigned submissions, you will not see this list.

When you do have assigned submissions, the list includes:

- Submitter Name
- Submission Date
- Submission Title
- Submission Category
- Status
- Judging Info

Program Submissions | View Category Judges | Logout

Program Submissions

Your review assignments are listed in the chart below.

- **To Access Submissions:** Click corresponding link under the "Title" column. Submitter's abstract/paper/presentation submission will open in a separate window. On the submission, you will see the submitter's Abstract, Paper Submission and Presentation Submission. Paper and Presentation submissions will include links for downloading.
- **Status:** *ONLY APPLICABLE TO SESSION ORGANIZERS.* Status column will show review status (i.e. "Review Complete"). If status indicates "Submitted," you may submit your review (once you submit your review, status will change to "Review Complete.")
- **Judging Info:** *ONLY APPLICABLE TO SESSION ORGANIZERS.* Review results can be found by clicking links in this column
- **Change Category:** *ONLY APPLICABLE TO SESSION ORGANIZERS.* You may change the submission's category by clicking the "Change Category" button
- **Change Status:** *ONLY APPLICABLE TO SESSION ORGANIZERS.* You may change a submission's status by clicking the "Change Status" button
- **Submit Review:** To submit your review of a submission, click the "Submit Review" button
- **Modify Review:** To modify your review of a submission, click the "Modify Review" button

Export Data

Download All Judging Info

Submitter	Submission Date	Title	Category	Status	Judging Info
Chris Barry	03/18/2024	TEST TITLE	Additive Manufacturing & 3D Printing	Submitted <small>Last Status Change: 03/18/2024</small>	0 of 1 complete

Change Category
Change Status
Submit Review
Send Email
Edit Info

9:13 AM
3/18/2024

Accessing Submissions

Click link in the "Title" column of your list of submissions to access a submitter's abstract/paper/presentation.

The screenshot shows a web browser window with the URL https://www.4spe.org/custom/submissions/judging_portal/index.cfm. The page title is "Program Submissions" and it includes navigation links for "View Category Judges" and "Logout".

The main content area is titled "Program Submissions" and contains the following text:

Your review assignments are listed in the chart below.

- **To Access Submissions:** Click corresponding link under the "Title" column. Submitter's abstract/paper/presentation submission will open in a separate window. On the submission, you will see the submitter's Abstract, Paper Submission and Presentation Submission. Paper and Presentation submissions will include links for downloading.
- **Status:** *ONLY APPLICABLE TO SESSION ORGANIZERS.* Status column will show review status (i.e. "Review Complete"). If status indicates "Submitted," you may submit your review (once you submit your review, status will change to "Review Complete.")
- **Judging Info:** *ONLY APPLICABLE TO SESSION ORGANIZERS.* Review results can be found by clicking links in this column
- **Change Category:** *ONLY APPLICABLE TO SESSION ORGANIZERS.* You may change the submission's category by clicking the "Change Category" button
- **Change Status:** *ONLY APPLICABLE TO SESSION ORGANIZERS.* You may change a submission's status by clicking the "Change Status" button
- **Submit Review:** To submit your review of a submission, click the "Submit Review" button
- **Modify Review:** To modify your review of a submission, click the "Modify Review" button

Below the text are two buttons: "Export Data" and "Download All Judging Info".

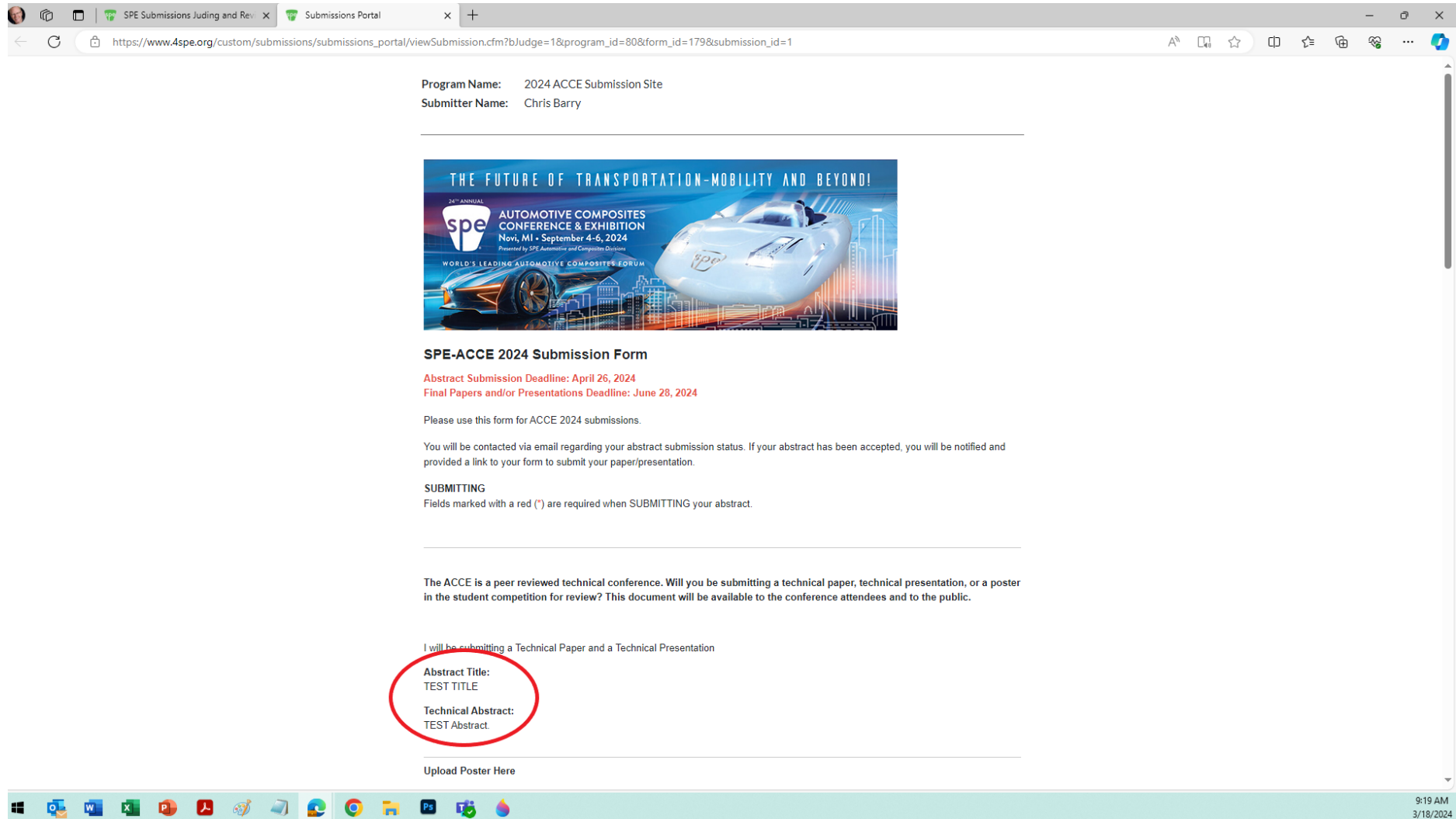
The main table has the following columns: Submitter, Submission Date, Title, Category, Status, Judging Info, and a column of action buttons. A red circle highlights the "Title" column.

Submitter	Submission Date	Title	Category	Status	Judging Info	
Chris Barry	03/18/2024	TEST TITLE	Additive Manufacturing & 3D Printing	Submitted <small>Last Status Change: 03/18/2024</small>	0 of 1 complete	Change Category Change Status Submit Review Send Email Edit Info


The Windows taskbar at the bottom shows the time as 9:13 AM on 3/18/2024.

Accessing Submissions

Submission will open in a separate window. On this page, you will see the submitter's information. You will use this information here to assess the submission for review. When papers and/or presentations are submitted, links to download them will also be on this page.



Program Name: 2024 ACCE Submission Site
Submitter Name: Chris Barry



SPE-ACCE 2024 Submission Form
Abstract Submission Deadline: April 26, 2024
Final Papers and/or Presentations Deadline: June 28, 2024

Please use this form for ACCE 2024 submissions.

You will be contacted via email regarding your abstract submission status. If your abstract has been accepted, you will be notified and provided a link to your form to submit your paper/presentation.

SUBMITTING
Fields marked with a red (*) are required when SUBMITTING your abstract.

The ACCE is a peer reviewed technical conference. Will you be submitting a technical paper, technical presentation, or a poster in the student competition for review? This document will be available to the conference attendees and to the public.

I will be submitting a Technical Paper and a Technical Presentation

Abstract Title:
TEST TITLE

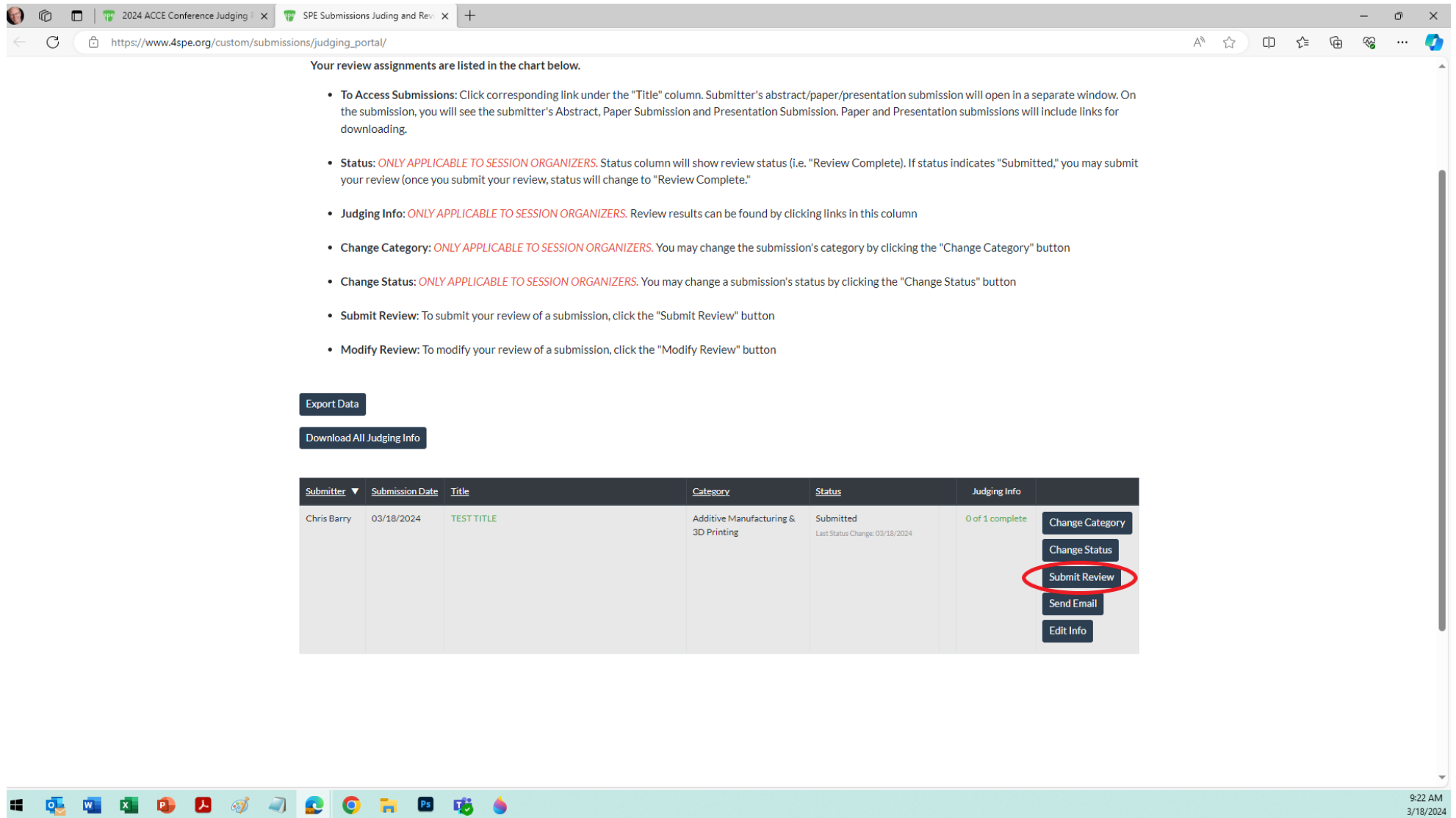
Technical Abstract:
TEST Abstract

Upload Poster Here

9:19 AM
3/18/2024

Submit Your Review

After assessing a submission, you can submit your review of the submission by clicking the “Submit Review” button found on your main assignment page.



The screenshot shows a web browser window with the URL https://www.4spe.org/custom/submissions/judging_portal/. The page content includes:

- A heading: "Your review assignments are listed in the chart below."
- A list of instructions:
 - To Access Submissions:** Click corresponding link under the "Title" column. Submitter's abstract/paper/presentation submission will open in a separate window. On the submission, you will see the submitter's Abstract, Paper Submission and Presentation Submission. Paper and Presentation submissions will include links for downloading.
 - Status:** *ONLY APPLICABLE TO SESSION ORGANIZERS.* Status column will show review status (i.e. "Review Complete"). If status indicates "Submitted," you may submit your review (once you submit your review, status will change to "Review Complete.")
 - Judging Info:** *ONLY APPLICABLE TO SESSION ORGANIZERS.* Review results can be found by clicking links in this column
 - Change Category:** *ONLY APPLICABLE TO SESSION ORGANIZERS.* You may change the submission's category by clicking the "Change Category" button
 - Change Status:** *ONLY APPLICABLE TO SESSION ORGANIZERS.* You may change a submission's status by clicking the "Change Status" button
 - Submit Review:** To submit your review of a submission, click the "Submit Review" button
 - Modify Review:** To modify your review of a submission, click the "Modify Review" button
- Buttons: "Export Data" and "Download All Judging Info"
- A table with the following data:

Submitter	Submission Date	Title	Category	Status	Judging Info	Actions
Chris Barry	03/18/2024	TEST TITLE	Additive Manufacturing & 3D Printing	Submitted <small>Last Status Change: 03/18/2024</small>	0 of 1 complete	<ul style="list-style-type: none">Change CategoryChange StatusSubmit Review (highlighted with a red circle)Send EmailEdit Info

The Windows taskbar at the bottom shows the time as 9:22 AM on 3/18/2024.

Submit Your Review


After clicking the “Submit Review” button, a review form will open. Fill out the form and make sure to include comments and your recommendation. Then click the “Submit” button and your review will be saved in the database for later access.

2024 ACCE Conference Judging | SPE Submissions Judging and Rev | +

https://www.4spe.org/custom/submissions/judging_portal/judgingForm.cfm?program_id=80&formID=180&submissionFormID=179&submission_id=1

Program Submissions | View Category Judges | Logout

Submission: TEST TITLE
[View Submission Details](#)



2024 ACCE Submission Review

Name *
Chris Barry

Email Address: *
cbarry@4spe.org

PHASE 1: ABSTRACT REVIEW

Does this abstract represent a conflict of interest? *
 Yes
 No

Is this topic a good fit for the ACCE Conference? *
 Yes

9:24 AM
3/18/2024

Modifying Your Review

Since you will also be reviewing papers and presentations, you will be able to access your review form to review those elements. To modify your review, click the “Modify Review” button found on your main assignment page.

The screenshot shows a web browser window with two tabs: '2024 ACCE Conference Judging' and 'SPE Submissions Judging and Rev'. The address bar shows the URL 'https://www.4spe.org/custom/submissions/judging_portal/index.cfm'. The page title is 'PROGRAM SUBMISSIONS'. Below the title, there is a heading 'Your review assignments are listed in the chart below.' followed by a list of instructions:

- To Access Submissions:** Click corresponding link under the "Title" column. Submitter's abstract/paper/presentation submission will open in a separate window. On the submission, you will see the submitter's Abstract, Paper Submission and Presentation Submission. Paper and Presentation submissions will include links for downloading.
- Status:** *ONLY APPLICABLE TO SESSION ORGANIZERS.* Status column will show review status (i.e. "Review Complete). If status indicates "Submitted," you may submit your review (once you submit your review, status will change to "Review Complete."
- Judging Info:** *ONLY APPLICABLE TO SESSION ORGANIZERS.* Review results can be found by clicking links in this column
- Change Category:** *ONLY APPLICABLE TO SESSION ORGANIZERS.* You may change the submission's category by clicking the "Change Category" button
- Change Status:** *ONLY APPLICABLE TO SESSION ORGANIZERS.* You may change a submission's status by clicking the "Change Status" button
- Submit Review:** To submit your review of a submission, click the "Submit Review" button
- Modify Review:** To modify your review of a submission, click the "Modify Review" button

Below the instructions are two buttons: 'Export Data' and 'Download All Judging Info'. Below these buttons is a table with the following data:

Submitter	Submission Date	Title	Category	Status	Judging Info	
Chris Barry	03/18/2024	TEST TITLE	Additive Manufacturing & 3D Printing	Submitted Review Complete Last Status Change: 03/18/2024	1 of 1 complete	Change Category Change Status Modify Review Send Email Edit Info

The 'Modify Review' button in the table is circled in red. The Windows taskbar at the bottom shows the time as 9:26 AM on 3/18/2024.

Modifying Your Review

After clicking the “Modify Review” button, the review form will open. You can make modifications and continue your review (i.e., to review paper/presentation after you’ve reviewed the abstract). After modifications, click the “Submit” button found at the bottom of the review page.

The screenshot shows a web browser window with the URL https://www.4spe.org/custom/submissions/judging_portal/judgingForm.cfm?program_id=66&formID=152&submissionFormID=151&submission_id=1&judging_result_id=1. The page content includes:

- Email Address:** * cbarry@4spe.org
- PHASE 1: ABSTRACT REVIEW**
- Does this abstract represent a conflict of interest? ***
 - Yes
 - No
- Is this topic a good fit for the ACCE Conference? ***
 - Yes
 - No
- Is this topic a good fit for this session? ***
 - Yes
 - No
- Score abstract according to the following scale:**
 - 1 = Poor
 - 2 = Marginal
 - 3 = Good
 - 4 = Excellent
 - 5 = Outstanding
- Abstract Score ***
 - 5
- Additional Comments About Abstract ***
(Please be kind and constructive)
 - Excellent Abstract

The Windows taskbar at the bottom shows the time as 8:09 AM on 3/24/2023.

Status

The “Status” column on the main page of your review assignments shows submission review status (i.e. “Review Complete,” “Submitted,” etc.). If status indicates “Submitted,” you may submit your review. Once you submit your review, status will change to “Review Complete.”

The screenshot shows a web browser window with two tabs: "2024 ACCE Conference Judging" and "SPE Submissions Judging and Rev". The address bar shows the URL: https://www.4spe.org/custom/submissions/judging_portal/index.cfm. The page title is "PROGRAM SUBMISSIONS".

Below the title, there is a heading: "Your review assignments are listed in the chart below." followed by a list of instructions:

- To Access Submissions:** Click corresponding link under the "Title" column. Submitter's abstract/paper/presentation submission will open in a separate window. On the submission, you will see the submitter's Abstract, Paper Submission and Presentation Submission. Paper and Presentation submissions will include links for downloading.
- Status:** *ONLY APPLICABLE TO SESSION ORGANIZERS.* Status column will show review status (i.e. "Review Complete). If status indicates "Submitted," you may submit your review (once you submit your review, status will change to "Review Complete."
- Judging Info:** *ONLY APPLICABLE TO SESSION ORGANIZERS.* Review results can be found by clicking links in this column
- Change Category:** *ONLY APPLICABLE TO SESSION ORGANIZERS.* You may change the submission's category by clicking the "Change Category" button
- Change Status:** *ONLY APPLICABLE TO SESSION ORGANIZERS.* You may change a submission's status by clicking the "Change Status" button
- Submit Review:** To submit your review of a submission, click the "Submit Review" button
- Modify Review:** To modify your review of a submission, click the "Modify Review" button

Below the instructions are two buttons: "Export Data" and "Download All Judging Info".

The main content is a table with the following columns: Submitter, Submission Date, Title, Category, Status, Judging Info, and a column of action buttons. The first row of data is:

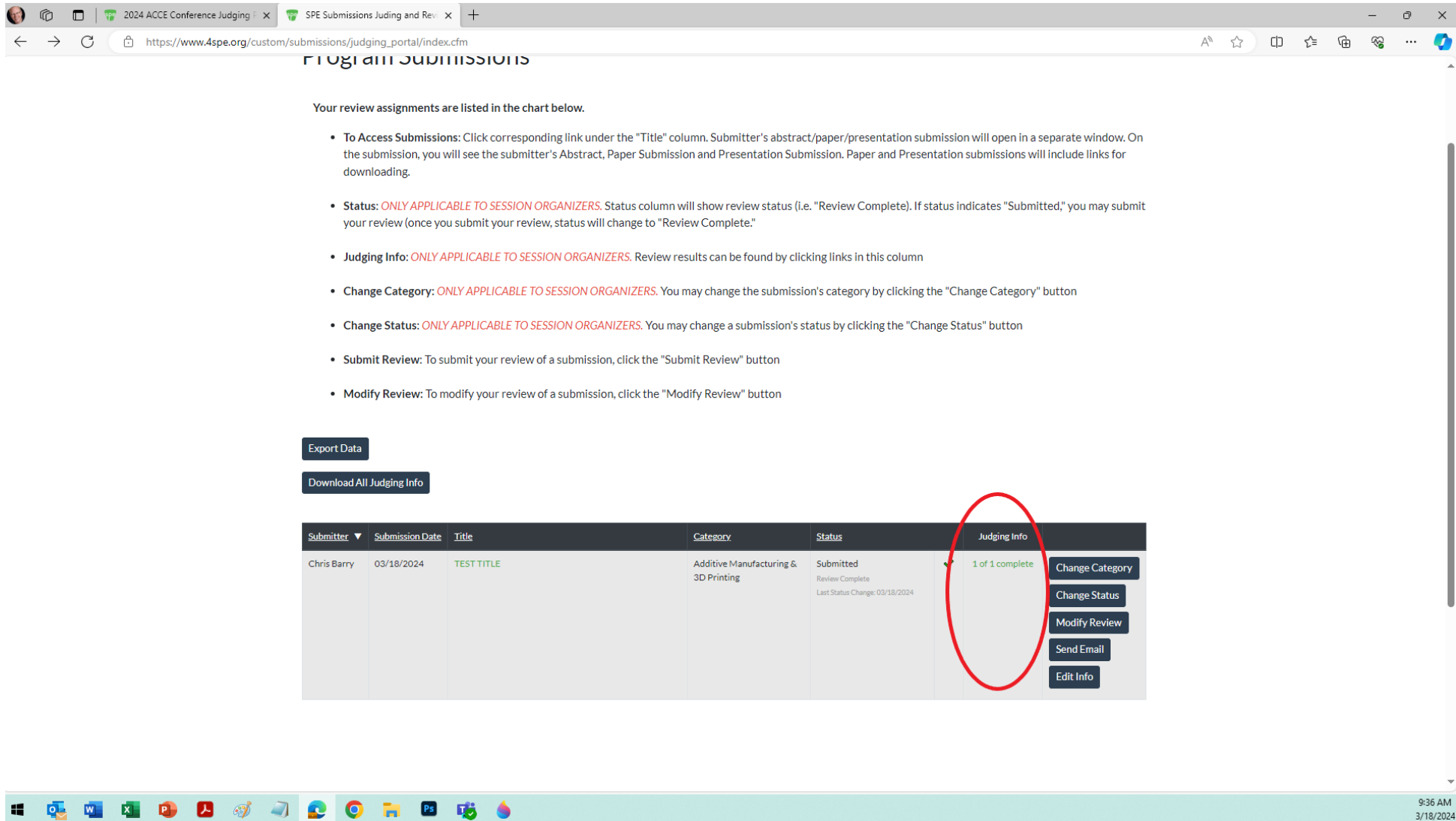
Submitter	Submission Date	Title	Category	Status	Judging Info	
Chris Barry	03/18/2024	TEST TITLE	Additive Manufacturing & 3D Printing	Submitted Review Complete Last Status Change: 03/18/2024	✓ 1 of 1 complete	Change Category Change Status Modify Review Send Email Edit Info

The "Submitted" status in the table is circled in red.

The Windows taskbar at the bottom shows the time as 9:36 AM on 3/18/2024.

Judging Info

Reviewer results can be found by clicking links in the “Judging Info” column on the main page of your review assignment.



The screenshot shows a web browser window with the URL https://www.4spe.org/custom/submissions/judging_portal/index.cfm. The page title is "PROGRAM SUBMISSIONS". Below the title, there is a heading "Your review assignments are listed in the chart below." followed by a list of instructions:

- To Access Submissions:** Click corresponding link under the "Title" column. Submitter's abstract/paper/presentation submission will open in a separate window. On the submission, you will see the submitter's Abstract, Paper Submission and Presentation Submission. Paper and Presentation submissions will include links for downloading.
- Status:** *ONLY APPLICABLE TO SESSION ORGANIZERS.* Status column will show review status (i.e. "Review Complete"). If status indicates "Submitted," you may submit your review (once you submit your review, status will change to "Review Complete.")
- Judging Info:** *ONLY APPLICABLE TO SESSION ORGANIZERS.* Review results can be found by clicking links in this column
- Change Category:** *ONLY APPLICABLE TO SESSION ORGANIZERS.* You may change the submission's category by clicking the "Change Category" button
- Change Status:** *ONLY APPLICABLE TO SESSION ORGANIZERS.* You may change a submission's status by clicking the "Change Status" button
- Submit Review:** To submit your review of a submission, click the "Submit Review" button
- Modify Review:** To modify your review of a submission, click the "Modify Review" button

Below the instructions are two buttons: "Export Data" and "Download All Judging Info".

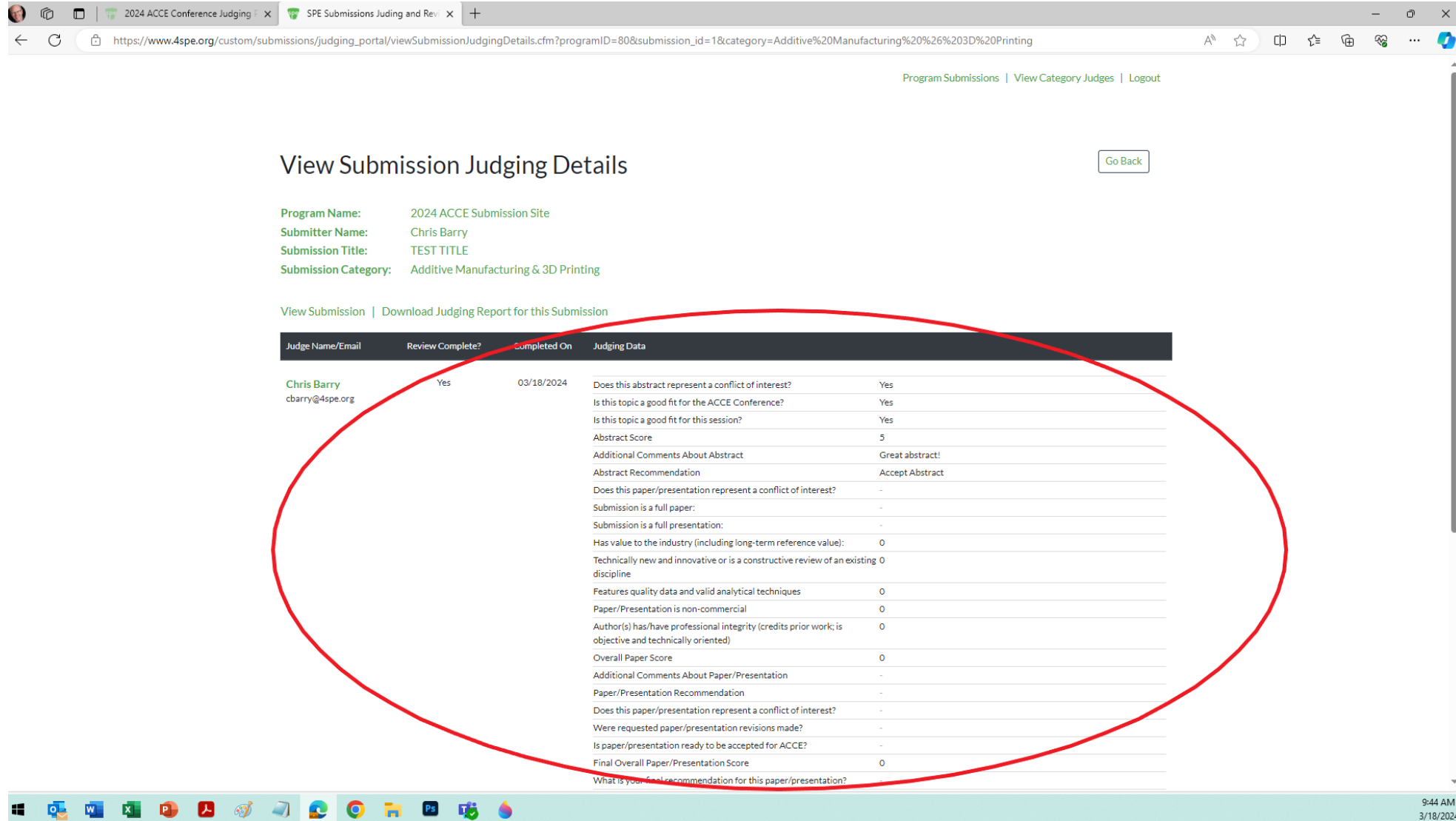
The main content is a table with the following columns: Submitter, Submission Date, Title, Category, Status, and Judging Info. A red circle highlights the "Judging Info" column for the first row.

Submitter	Submission Date	Title	Category	Status	Judging Info
Chris Barry	03/18/2024	TEST TITLE	Additive Manufacturing & 3D Printing	Submitted Review Complete Last Status Change: 03/18/2024	1 of 1 complete Change Category Change Status Modify Review Send Email Edit Info

The Windows taskbar at the bottom shows the time as 9:36 AM on 3/18/2024.

Judging Info

After clicking the link in the “Judging Info” column, a page will open with the review results.



Program Submissions | View Category Judges | Logout

View Submission Judging Details

[Go Back](#)

Program Name: 2024 ACCE Submission Site
Submitter Name: Chris Barry
Submission Title: TEST TITLE
Submission Category: Additive Manufacturing & 3D Printing

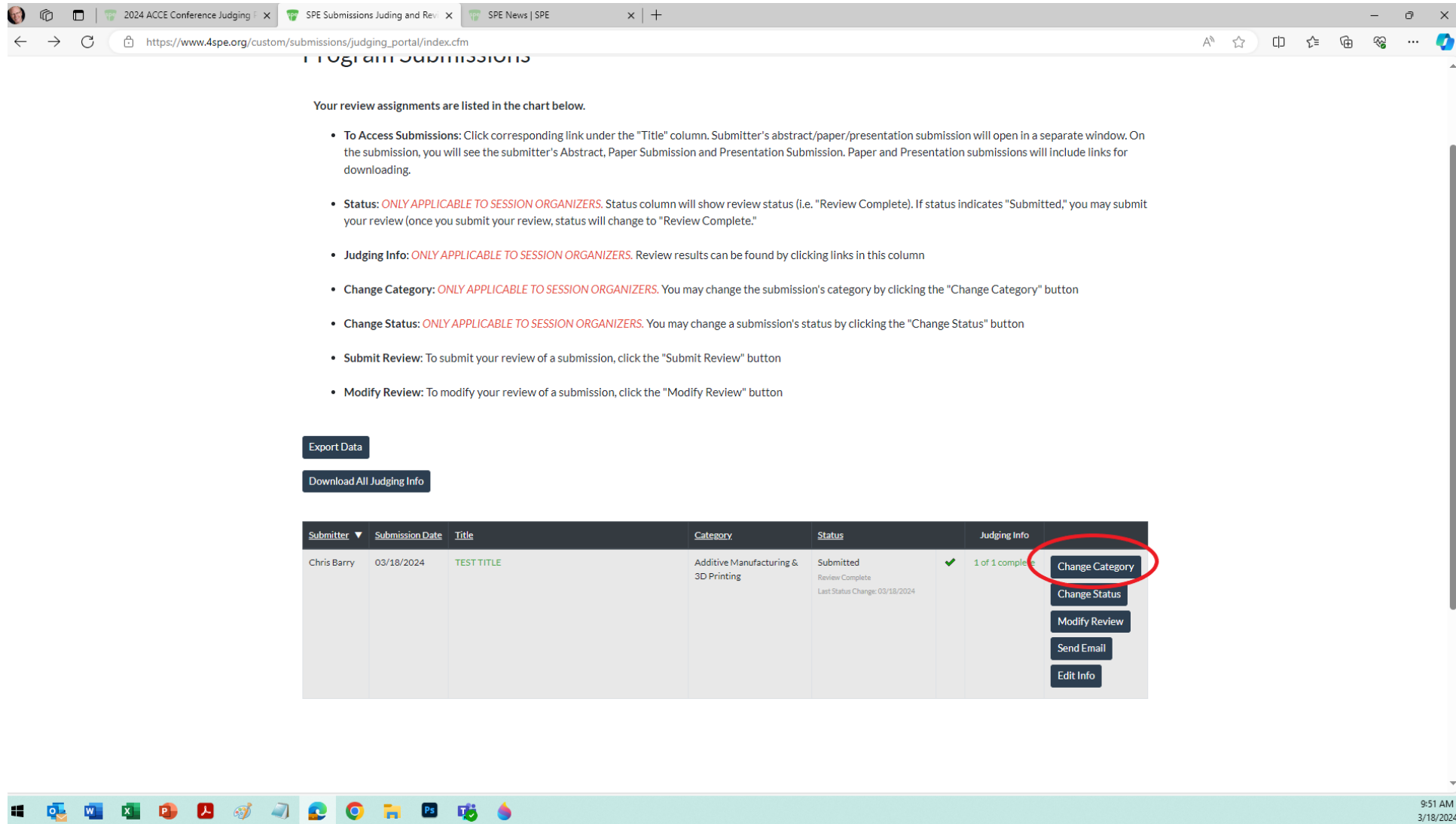
[View Submission](#) | [Download Judging Report for this Submission](#)

Judge Name/Email	Review Complete?	Completed On	Judging Data																																												
Chris Barry cbarry@4spe.org	Yes	03/18/2024	<table><tr><td>Does this abstract represent a conflict of interest?</td><td>Yes</td></tr><tr><td>Is this topic a good fit for the ACCE Conference?</td><td>Yes</td></tr><tr><td>Is this topic a good fit for this session?</td><td>Yes</td></tr><tr><td>Abstract Score</td><td>5</td></tr><tr><td>Additional Comments About Abstract</td><td>Great abstract!</td></tr><tr><td>Abstract Recommendation</td><td>Accept Abstract</td></tr><tr><td>Does this paper/presentation represent a conflict of interest?</td><td>-</td></tr><tr><td>Submission is a full paper:</td><td>-</td></tr><tr><td>Submission is a full presentation:</td><td>-</td></tr><tr><td>Has value to the industry (including long-term reference value):</td><td>0</td></tr><tr><td>Technically new and innovative or is a constructive review of an existing discipline</td><td>0</td></tr><tr><td>Features quality data and valid analytical techniques</td><td>0</td></tr><tr><td>Paper/Presentation is non-commercial</td><td>0</td></tr><tr><td>Author(s) has/have professional integrity (credits prior work; is objective and technically oriented)</td><td>0</td></tr><tr><td>Overall Paper Score</td><td>0</td></tr><tr><td>Additional Comments About Paper/Presentation</td><td>-</td></tr><tr><td>Paper/Presentation Recommendation</td><td>-</td></tr><tr><td>Does this paper/presentation represent a conflict of interest?</td><td>-</td></tr><tr><td>Were requested paper/presentation revisions made?</td><td>-</td></tr><tr><td>Is paper/presentation ready to be accepted for ACCE?</td><td>-</td></tr><tr><td>Final Overall Paper/Presentation Score</td><td>0</td></tr><tr><td>What is your final recommendation for this paper/presentation?</td><td>-</td></tr></table>	Does this abstract represent a conflict of interest?	Yes	Is this topic a good fit for the ACCE Conference?	Yes	Is this topic a good fit for this session?	Yes	Abstract Score	5	Additional Comments About Abstract	Great abstract!	Abstract Recommendation	Accept Abstract	Does this paper/presentation represent a conflict of interest?	-	Submission is a full paper:	-	Submission is a full presentation:	-	Has value to the industry (including long-term reference value):	0	Technically new and innovative or is a constructive review of an existing discipline	0	Features quality data and valid analytical techniques	0	Paper/Presentation is non-commercial	0	Author(s) has/have professional integrity (credits prior work; is objective and technically oriented)	0	Overall Paper Score	0	Additional Comments About Paper/Presentation	-	Paper/Presentation Recommendation	-	Does this paper/presentation represent a conflict of interest?	-	Were requested paper/presentation revisions made?	-	Is paper/presentation ready to be accepted for ACCE?	-	Final Overall Paper/Presentation Score	0	What is your final recommendation for this paper/presentation?	-
Does this abstract represent a conflict of interest?	Yes																																														
Is this topic a good fit for the ACCE Conference?	Yes																																														
Is this topic a good fit for this session?	Yes																																														
Abstract Score	5																																														
Additional Comments About Abstract	Great abstract!																																														
Abstract Recommendation	Accept Abstract																																														
Does this paper/presentation represent a conflict of interest?	-																																														
Submission is a full paper:	-																																														
Submission is a full presentation:	-																																														
Has value to the industry (including long-term reference value):	0																																														
Technically new and innovative or is a constructive review of an existing discipline	0																																														
Features quality data and valid analytical techniques	0																																														
Paper/Presentation is non-commercial	0																																														
Author(s) has/have professional integrity (credits prior work; is objective and technically oriented)	0																																														
Overall Paper Score	0																																														
Additional Comments About Paper/Presentation	-																																														
Paper/Presentation Recommendation	-																																														
Does this paper/presentation represent a conflict of interest?	-																																														
Were requested paper/presentation revisions made?	-																																														
Is paper/presentation ready to be accepted for ACCE?	-																																														
Final Overall Paper/Presentation Score	0																																														
What is your final recommendation for this paper/presentation?	-																																														

9:44 AM
3/18/2024

Change Category

You may change a submission's category by clicking the "Change Category" button on your review assignments page.



The screenshot shows a web browser window with the URL https://www.4spe.org/custom/submissions/judging_portal/index.cfm. The page title is "Program Submissions". Below the title, there is a heading "Your review assignments are listed in the chart below." followed by a list of instructions:

- To Access Submissions:** Click corresponding link under the "Title" column. Submitter's abstract/paper/presentation submission will open in a separate window. On the submission, you will see the submitter's Abstract, Paper Submission and Presentation Submission. Paper and Presentation submissions will include links for downloading.
- Status:** *ONLY APPLICABLE TO SESSION ORGANIZERS.* Status column will show review status (i.e. "Review Complete"). If status indicates "Submitted," you may submit your review (once you submit your review, status will change to "Review Complete.")
- Judging Info:** *ONLY APPLICABLE TO SESSION ORGANIZERS.* Review results can be found by clicking links in this column
- Change Category:** *ONLY APPLICABLE TO SESSION ORGANIZERS.* You may change the submission's category by clicking the "Change Category" button
- Change Status:** *ONLY APPLICABLE TO SESSION ORGANIZERS.* You may change a submission's status by clicking the "Change Status" button
- Submit Review:** To submit your review of a submission, click the "Submit Review" button
- Modify Review:** To modify your review of a submission, click the "Modify Review" button

Below the instructions are two buttons: "Export Data" and "Download All Judging Info".

The main content is a table with the following columns: Submitter, Submission Date, Title, Category, Status, and Judging Info. The table contains one row of data:

Submitter	Submission Date	Title	Category	Status	Judging Info
Chris Barry	03/18/2024	TEST TITLE	Additive Manufacturing & 3D Printing	Submitted Review Complete Last Status Change: 03/18/2024	1 of 1 complete

A context menu is open over the "Judging Info" cell of the first row, containing the following buttons: "Change Category", "Change Status", "Modify Review", "Send Email", and "Edit Info". The "Change Category" button is circled in red.

The Windows taskbar at the bottom shows the time as 9:51 AM on 3/18/2024.

Change Category

After clicking the “Change Category” button, page will open that allows you to change a submission’s category through a dropdown list of available categories. After choosing appropriate category, click “Submit” and submission category will be changed.

The screenshot shows a web browser window with the URL https://www.4spe.org/custom/submissions/judging_portal/changeSubmissionCategory.cfm?contact_id=819879&program_id=80&formID=180&submissionFormID=179&submission_id=1. The page title is "Change Submission Category" and includes a "Go Back" button. The submission details are as follows:

- Program Name: 2024 ACCE Submission Site
- Submitter Name: Chris Barry
- Current Category: Additive Manufacturing & 3D Printing

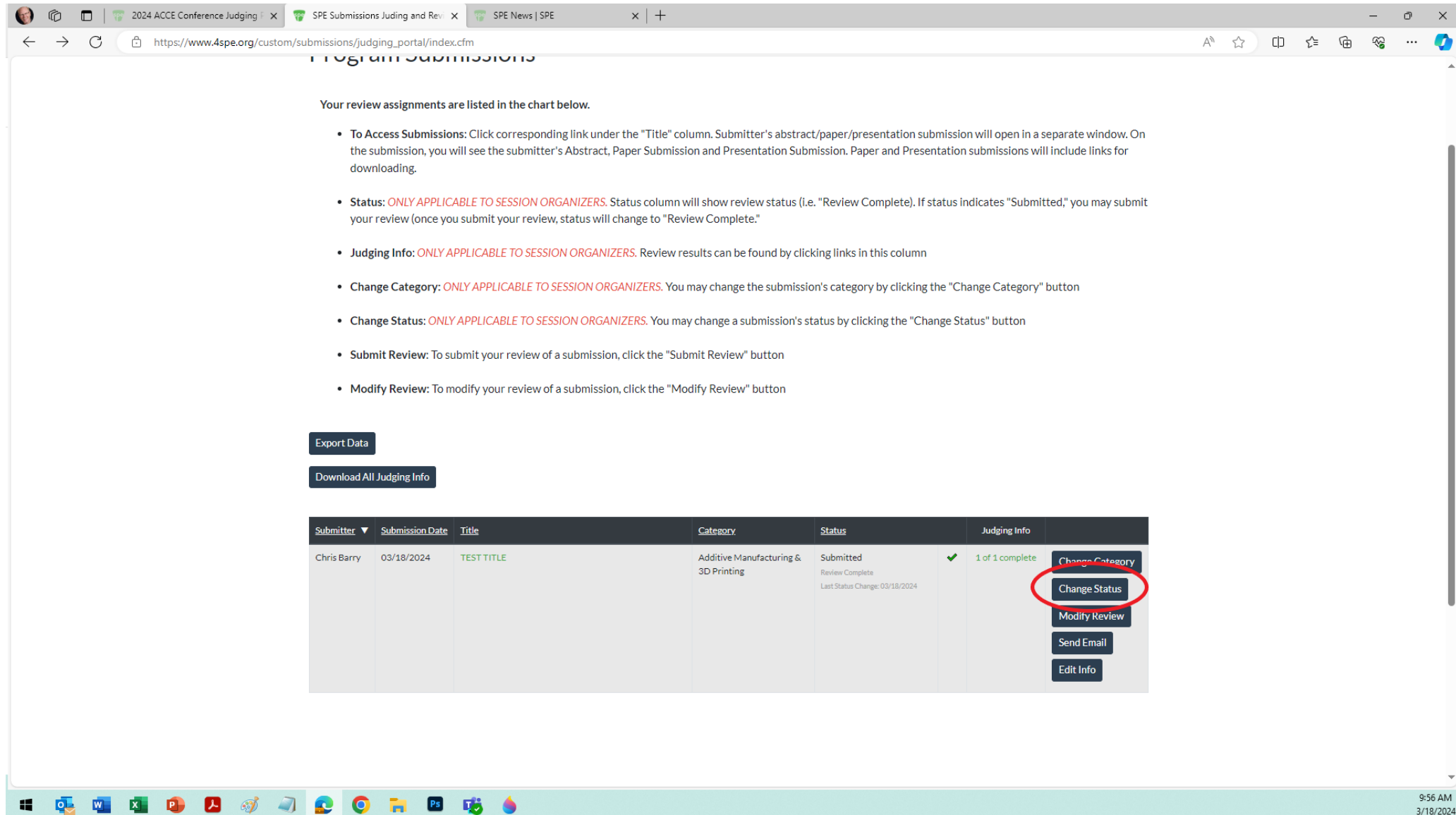
The "Change Category To:" section contains a dropdown menu with the following options:

- Additive Manufacturing & 3D Printing (selected)
- === None assigned ===
- Student Poster Session
- Additive Manufacturing & 3D Printing
- Advances in Thermoplastic Composites
- Advances in Thermoset Composites
- AI (Artificial Intelligence), ML (Machine Learning) and Data-Driven Solutions
- Bonding, Joining & Finishing
- Carbon Composites & Reinforcements
- Composites in Electric Vehicles
- Design, Modeling and Simulation of Composites
- Enabling Technologies
- Sustainable Composites

The dropdown menu is highlighted with a red oval. The Windows taskbar at the bottom shows the time as 9:54 AM on 3/18/2024.

Change Status

You may change a submission's status by clicking the "Change Status" button on your review assignments page.



The screenshot shows a web browser window with the URL https://www.4spe.org/custom/submissions/judging_portal/index.cfm. The page title is "Program Submissions". Below the title, there is a heading "Your review assignments are listed in the chart below." followed by a list of instructions:

- **To Access Submissions:** Click corresponding link under the "Title" column. Submitter's abstract/paper/presentation submission will open in a separate window. On the submission, you will see the submitter's Abstract, Paper Submission and Presentation Submission. Paper and Presentation submissions will include links for downloading.
- **Status:** *ONLY APPLICABLE TO SESSION ORGANIZERS.* Status column will show review status (i.e. "Review Complete"). If status indicates "Submitted," you may submit your review (once you submit your review, status will change to "Review Complete.")
- **Judging Info:** *ONLY APPLICABLE TO SESSION ORGANIZERS.* Review results can be found by clicking links in this column
- **Change Category:** *ONLY APPLICABLE TO SESSION ORGANIZERS.* You may change the submission's category by clicking the "Change Category" button
- **Change Status:** *ONLY APPLICABLE TO SESSION ORGANIZERS.* You may change a submission's status by clicking the "Change Status" button
- **Submit Review:** To submit your review of a submission, click the "Submit Review" button
- **Modify Review:** To modify your review of a submission, click the "Modify Review" button

Below the instructions are two buttons: "Export Data" and "Download All Judging Info".

The main content is a table with the following data:

Submitter	Submission Date	Title	Category	Status	Judging Info	
Chris Barry	03/18/2024	TEST TITLE	Additive Manufacturing & 3D Printing	Submitted Review Complete Last Status Change: 03/18/2024	1 of 1 complete	Change Category Change Status Modify Review Send Email Edit Info

The "Change Status" button in the table is circled in red. The Windows taskbar at the bottom shows the time as 9:56 AM on 3/18/2024.

Change Status

After clicking the “Change Status” button, page will open that allows you to change a submission’s status.

Change Submission Status Go Back

Program Name: 2024 ACCE Submission Site
Submitter Name: Chris Barry

Change Status To: *

- Abstract Approved (includes edit/update link in email)
- Abstract Rejected (includes edit/update link in email)
- Duplicate
- Paper Approved (includes edit/update link in email)
- Paper Rejected (includes edit/update link in email)
- Paper Submitted (includes edit/update link in email)
- Poster Approved (includes edit/update link in email)
- Poster Rejected (includes edit/update link in email)
- Presentation Approved (includes edit/update link in email)
- Presentation Rejected (includes edit/update link in email)
- Presentation Submitted (includes edit/update link in email)
- Recommend Abstract Approval (includes edit/update link in email)
- Recommend Abstract Rejection (includes edit/update link in email)
- Recommend Paper Approval (includes edit/update link in email)
- Recommend Paper Rejection (includes edit/update link in email)
- Recommend Paper Revision (includes edit/update link in email)
- Recommend Presentation Approval (includes edit/update link in email)
- Recommend Presentation Rejection (includes edit/update link in email)
- Revise Abstract (includes edit/update link in email)
- Revise Paper (includes edit/update link in email)
- Revise Poster (includes edit/update link in email)
- Revise Presentation (includes edit/update link in email)

Send Email? No Yes

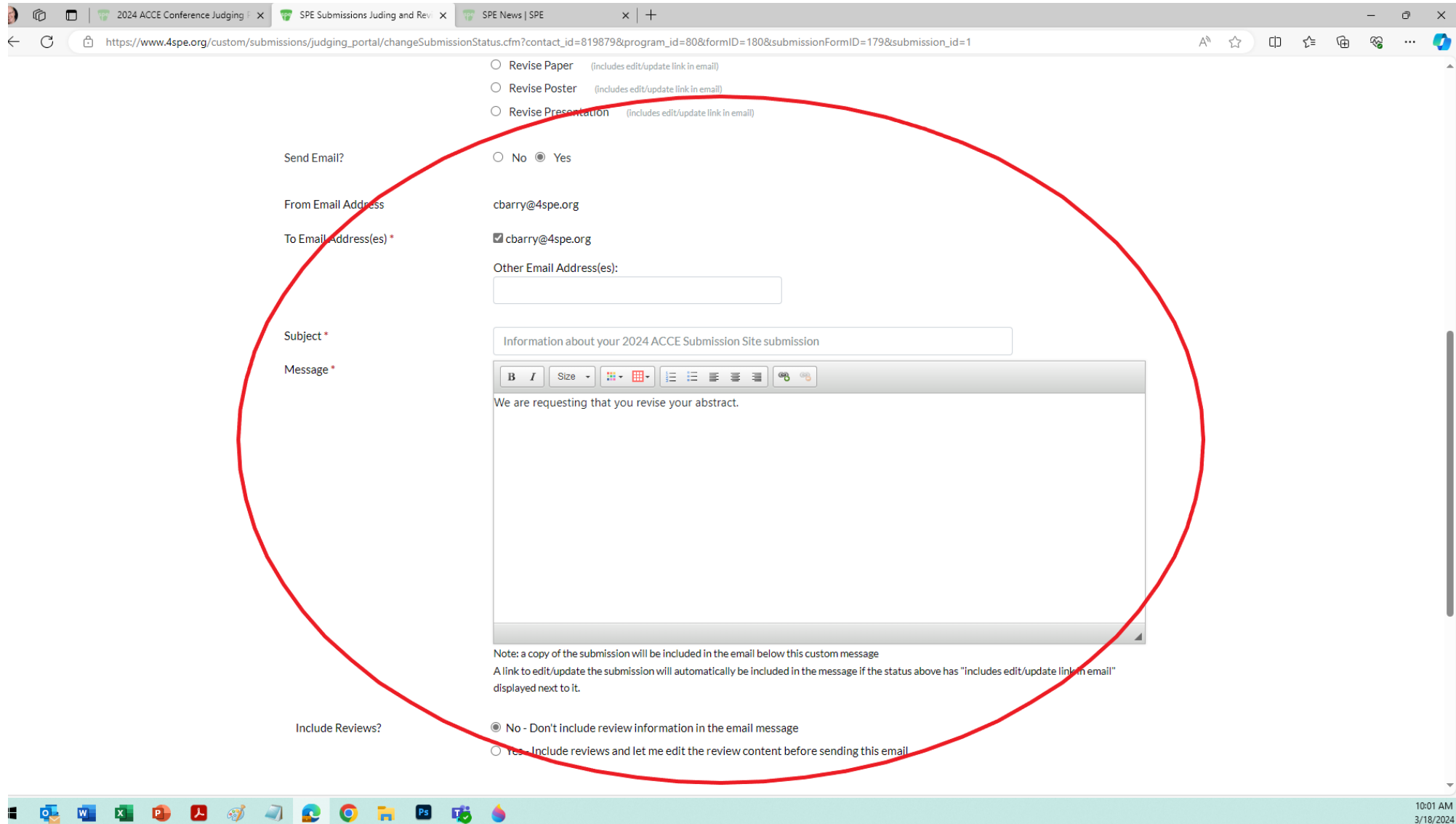
From Email Address: cbarry@4spe.org

To Email Address(es): cbarry@4spe.org

9:58 AM
3/18/2024

Change Status, con't

You may also email the submitter directly to let him/her know what their submission status is.



2024 ACCE Conference Judging | SPE Submissions Judging and Rev. | SPE News | SPE

https://www.4spe.org/custom/submissions/judging_portal/changeSubmissionStatus.cfm?contact_id=819879&program_id=80&formID=180&submissionFormID=179&submission_id=1

Revise Paper (includes edit/update link in email)
 Revise Poster (includes edit/update link in email)
 Revise Presentation (includes edit/update link in email)

Send Email? No Yes

From Email Address cbarry@4spe.org

To Email Address(es) * cbarry@4spe.org
Other Email Address(es):

Subject * Information about your 2024 ACCE Submission Site submission

Message *
B *I* Size -
We are requesting that you revise your abstract.

Note: a copy of the submission will be included in the email below this custom message
A link to edit/update the submission will automatically be included in the message if the status above has "includes edit/update link in email" displayed next to it.

Include Reviews? No - Don't include review information in the email message
 Yes - Include reviews and let me edit the review content before sending this email

10:01 AM
3/18/2024

Change Status, con't

You may also include and edit reviews when emailing a submitter. To edit a review, highlight areas to edit and either click your Backspace button or your Delete button.

To send the email, click the 'Submit' button.

Note: a copy of the submission will be included in the email below this custom message
A link to edit/update the submission will automatically be included in the message if the status above has "includes edit/update link in email" displayed next to it.

Include Reviews? No - Don't include review information in the email message
 Yes - Include reviews and let me edit the review content before sending this email

Review Content

Review Information	
Review 1	
Does this abstract represent a conflict of interest?	Yes
Is this topic a good fit for the ACCE Conference?	Yes
Is this topic a good fit for this session?	Yes
Abstract Score:	5
Additional Comments About Abstract:	Great abstract!
Abstract Recommendation:	Accept Abstract
Does this paper/presentation represent a conflict of interest?	N/A
Submission is a full paper:	N/A
Submission is a full presentation:	N/A
Has value to the industry (including long-term reference value):	0
Technically new and innovative or is a constructive review of an existing discipline:	0
Features quality data and valid analytical techniques:	0
Paper/Presentation is non-	0

10:04 AM
3/18/2024

Change Status, con't

If you don't want to use the internal email system:

- AFTER changing Status, make sure 'Send Email' is set to 'No' and click the 'Submit' button
- Then you can email the submitter from your personal email BUT make sure to include this link to their submission:
 - https://www.4spe.org/custom/submissions/submissions_portal/index.cfm
- When submitter goes to this link, they'll need to login to access their submission
- Once they access the page, they'll see a list of their submissions. Next to a listing will be buttons that say 'View' or 'Edit'
- They'll click the 'Edit' button to access and update their submission

The screenshot shows a web browser window displaying the 'Your Submissions' page. The page header includes the 'PLASTICS PROFESSIONALS' logo. The main content is a table with the following data:

Program Name	Submission Title	Status	Submit By Date	Actual Submit Date	View	Edit
Plastics For Life - Global Parts Competition	Automobile Bumper	Submitted	5/1/2020	10/9/2019	View	Edit
Plastics For Life - Global Parts Competition	N/A	Saved	5/1/2020	N/A	View	Edit
Plastics For Life - Global Parts Competition	test	Saved	5/1/2020	N/A	View	Edit
ANTEC 2021 - Invited Speaker Presentation Submissions	Additives Test Presentation	Submitted	8/13/2021	8/21/2020	View	Edit
Fake Program	N/A	Submitted	2/3/2023	2/3/2022	View	Edit
Fake Program	Fake Submission	Submitted	2/3/2023	2/3/2022	View	Edit
FlexPackCon® 2023	TEST	Final Approval	9/8/2030	N/A	View	Edit
3D Printing Awards	N/A	Submitted	4/27/2024	5/5/2023	View	Edit
2024 SPE Board of Directors Ballot	N/A	Submitted	12/15/2023	10/17/2023	View	Edit
2024 ACCE Submission Site	TEST TITLE	Revise Abstract	4/18/2030	N/A	View	Edit
2024 ACCE Submission Site	Chris Test Submission 2	Submitted	4/18/2030	3/20/2024	View	Edit

The row for '2024 ACCE Submission Site' with 'TEST TITLE' and 'Revise Abstract' status is circled in red. The browser's taskbar at the bottom shows the time as 9:36 AM on 3/21/2024.

Questions?

If you have any questions, please contact cbarry@4spe.org.